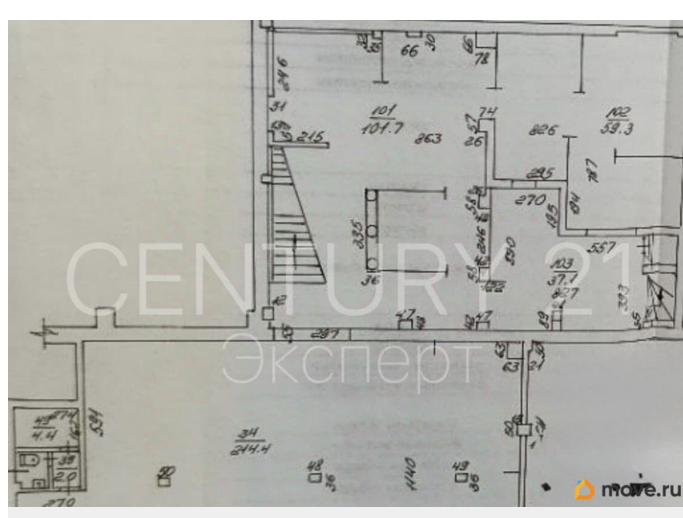


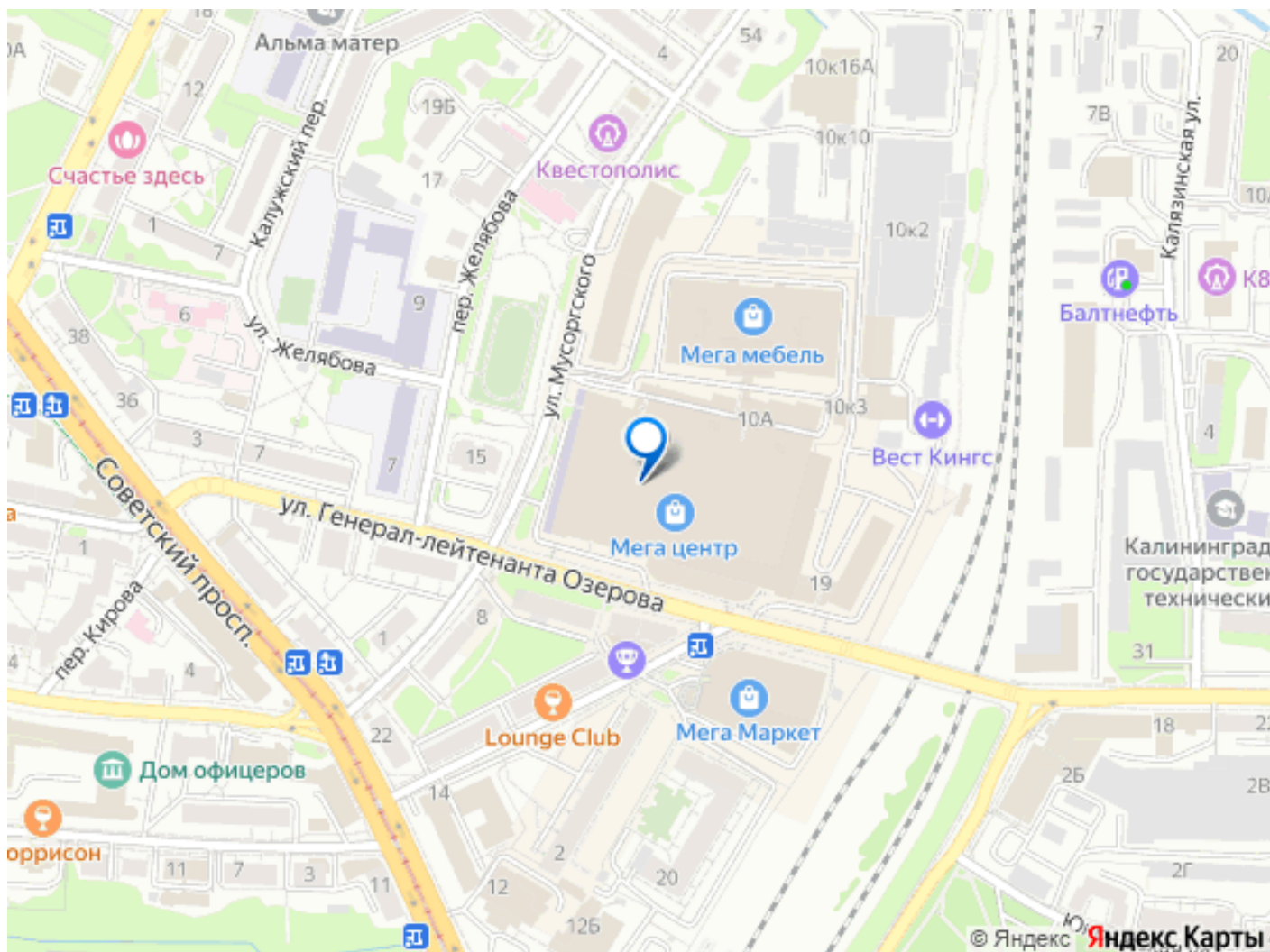


Hand-drawn floor plan of a 1-bedroom apartment. The plan includes a living area, a kitchen, a bathroom, and a bedroom. Dimensions are provided for various sections and the overall area.

Dimensions and Calculations:

- Overall width: 3.8m (3800mm)
- Overall depth: 7.0m (7000mm)
- Living area width: 3.7m (3700mm)
- Living area depth: 4.5m (4500mm)
- Living area area: $3.7 \times 4.5 = 16.65$ (labeled as 16.65)
- Living area width (inner): 3.6m (3600mm)
- Living area depth (inner): 4.5m (4500mm)
- Living area area (inner): $3.6 \times 4.5 = 16.2$ (labeled as 16.2)
- Living area width (inner): 3.5m (3500mm)
- Living area depth (inner): 4.5m (4500mm)
- Living area area (inner): $3.5 \times 4.5 = 15.75$ (labeled as 15.75)
- Living area width (inner): 3.4m (3400mm)
- Living area depth (inner): 4.5m (4500mm)
- Living area area (inner): $3.4 \times 4.5 = 15.3$ (labeled as 15.3)
- Living area width (inner): 3.3m (3300mm)
- Living area depth (inner): 4.5m (4500mm)
- Living area area (inner): $3.3 \times 4.5 = 14.85$ (labeled as 14.85)
- Living area width (inner): 3.2m (3200mm)
- Living area depth (inner): 4.5m (4500mm)
- Living area area (inner): $3.2 \times 4.5 = 14.4$ (labeled as 14.4)
- Living area width (inner): 3.1m (3100mm)
- Living area depth (inner): 4.5m (4500mm)
- Living area area (inner): $3.1 \times 4.5 = 13.95$ (labeled as 13.95)
- Living area width (inner): 3.0m (3000mm)
- Living area depth (inner): 4.5m (4500mm)
- Living area area (inner): $3.0 \times 4.5 = 13.5$ (labeled as 13.5)
- Living area width (inner): 2.9m (2900mm)
- Living area depth (inner): 4.5m (4500mm)
- Living area area (inner): $2.9 \times 4.5 = 13.05$ (labeled as 13.05)
- Living area width (inner): 2.8m (2800mm)
- Living area depth (inner): 4.5m (4500mm)
- Living area area (inner): $2.8 \times 4.5 = 12.6$ (labeled as 12.6)
- Living area width (inner): 2.7m (2700mm)
- Living area depth (inner): 4.5m (4500mm)
- Living area area (inner): $2.7 \times 4.5 = 12.15$ (labeled as 12.15)
- Living area width (inner): 2.6m (2600mm)
- Living area depth (inner): 4.5m (4500mm)
- Living area area (inner): $2.6 \times 4.5 = 11.7$ (labeled as 11.7)
- Living area width (inner): 2.5m (2500mm)
- Living area depth (inner): 4.5m (4500mm)
- Living area area (inner): $2.5 \times 4.5 = 11.25$ (labeled as 11.25)
- Living area width (inner): 2.4m (2400mm)
- Living area depth (inner): 4.5m (4500mm)
- Living area area (inner): $2.4 \times 4.5 = 10.8$ (labeled as 10.8)
- Living area width (inner): 2.3m (2300mm)
- Living area depth (inner): 4.5m (4500mm)
- Living area area (inner): $2.3 \times 4.5 = 10.35$ (labeled as 10.35)
- Living area width (inner): 2.2m (2200mm)
- Living area depth (inner): 4.5m (4500mm)
- Living area area (inner): $2.2 \times 4.5 = 9.9$ (labeled as 9.9)
- Living area width (inner): 2.1m (2100mm)
- Living area depth (inner): 4.5m (4500mm)
- Living area area (inner): $2.1 \times 4.5 = 9.45$ (labeled as 9.45)
- Living area width (inner): 2.0m (2000mm)
- Living area depth (inner): 4.5m (4500mm)
- Living area area (inner): $2.0 \times 4.5 = 9.0$ (labeled as 9.0)
- Living area width (inner): 1.9m (1900mm)
- Living area depth (inner): 4.5m (4500mm)
- Living area area (inner): $1.9 \times 4.5 = 8.55$ (labeled as 8.55)
- Living area width (inner): 1.8m (1800mm)
- Living area depth (inner): 4.5m (4500mm)
- Living area area (inner): $1.8 \times 4.5 = 8.1$ (labeled as 8.1)
- Living area width (inner): 1.7m (1700mm)
- Living area depth (inner): 4.5m (4500mm)
- Living area area (inner): $1.7 \times 4.5 = 7.65$ (labeled as 7.65)
- Living area width (inner): 1.6m (1600mm)
- Living area depth (inner): 4.5m (4500mm)
- Living area area (inner): $1.6 \times 4.5 = 7.2$ (labeled as 7.2)
- Living area width (inner): 1.5m (1500mm)
- Living area depth (inner): 4.5m (4500mm)
- Living area area (inner): $1.5 \times 4.5 = 6.75$ (labeled as 6.75)
- Living area width (inner): 1.4m (1400mm)
- Living area depth (inner): 4.5m (4500mm)
- Living area area (inner): $1.4 \times 4.5 = 6.3$ (labeled as 6.3)
- Living area width (inner): 1.3m (1300mm)
- Living area depth (inner): 4.5m (4500mm)
- Living area area (inner): $1.3 \times 4.5 = 5.85$ (labeled as 5.85)
- Living area width (inner): 1.2m (1200mm)
- Living area depth (inner): 4.5m (4500mm)
- Living area area (inner): $1.2 \times 4.5 = 5.4$ (labeled as 5.4)
- Living area width (inner): 1.1m (1100mm)
- Living area depth (inner): 4.5m (4500mm)
- Living area area (inner): $1.1 \times 4.5 = 4.95$ (labeled as 4.95)
- Living area width (inner): 1.0m (1000mm)
- Living area depth (inner): 4.5m (4500mm)
- Living area area (inner): $1.0 \times 4.5 = 4.5$ (labeled as 4.5)
- Living area width (inner): 0.9m (900mm)
- Living area depth (inner): 4.5m (4500mm)
- Living area area (inner): $0.9 \times 4.5 = 4.05$ (labeled as 4.05)
- Living area width (inner): 0.8m (800mm)
- Living area depth (inner): 4.5m (4500mm)
- Living area area (inner): $0.8 \times 4.5 = 3.6$ (labeled as 3.6)
- Living area width (inner): 0.7m (700mm)
- Living area depth (inner): 4.5m (4500mm)
- Living area area (inner): $0.7 \times 4.5 = 3.15$ (labeled as 3.15)
- Living area width (inner): 0.6m (600mm)
- Living area depth (inner): 4.5m (4500mm)
- Living area area (inner): $0.6 \times 4.5 = 2.7$ (labeled as 2.7)
- Living area width (inner): 0.5m (500mm)
- Living area depth (inner): 4.5m (4500mm)
- Living area area (inner): $0.5 \times 4.5 = 2.25$ (labeled as 2.25)
- Living area width (inner): 0.4m (400mm)
- Living area depth (inner): 4.5m (4500mm)
- Living area area (inner): $0.4 \times 4.5 = 1.8$ (labeled as 1.8)
- Living area width (inner): 0.3m (300mm)
- Living area depth (inner): 4.5m (4500mm)
- Living area area (inner): $0.3 \times 4.5 = 1.35$ (labeled as 1.35)
- Living area width (inner): 0.2m (200mm)
- Living area depth (inner): 4.5m (4500mm)
- Living area area (inner): $0.2 \times 4.5 = 0.9$ (labeled as 0.9)
- Living area width (inner): 0.1m (100mm)
- Living area depth (inner): 4.5m (4500mm)
- Living area area (inner): $0.1 \times 4.5 = 0.45$ (labeled as 0.45)
- Living area width (inner): 0.0m (0mm)
- Living area depth (inner): 4.5m (4500mm)
- Living area area (inner): $0.0 \times 4.5 = 0.0$ (labeled as 0.0)





Move.ru - вся недвижимость России